

Dinosaur Activity Ideas for kids.....

26 ideas for ways to entertain the kids with word games, imaginative games and physical challenges that can be done anytime and anywhere.



Brought to you by Ranger Ron; Dinosaur expert and kids activity leader.

Don't forget to check out his Dino Club here

<https://wonderadventures.co.uk/ranger-rons-dino-club/>

1. Make Dino play-doh eggs

All you need is some dinosaur figures and some play-doh! You can either use play doh you have or make some yourself.

You could use single colours, or try marbling two colours together. Just roll out the play-doh, put the dino inside and roll into a ball, then shape into an egg shape. You can then hide the eggs in the house or garden for a fun dino egg hunt! For pre-schoolers you can make it extra educational by giving them a sheet where they have to find the different colour eggs and tick them off. You could also make a note of all the dinosaurs inside the eggs and then your child can 'hatch the eggs' and tick off as they find each one!

They love hatching them out of the play doh! You could also try putting the dinosaurs in plastic eggs and then wrap the doh around the egg.

2. Hunt the Dinosaur

Depending on the age of the children you can do this a few ways -For younger toddlers you can hide the dinosaurs in plain sight (on the table at their eye level, in the middle of the floor, on the chair etc.) For pre-schoolers, you can hide them under things and inside things and when they are hunting you can do the dinosaur version of warm / cold (Roar for warm / stomp for cold) as they search around.

If your children are older then give them written clues or even a fact about the dinosaur they are looking for to see if they can locate the correct one (i.e. you are looking in the lounge for the largest meat eating dinosaur).

This is also a great activity to do with siblings. If you have older siblings they can even hide the dinosaurs for the younger siblings. If they are similar in age they can take it in turns to hide them for each other.

This is a great way to practice communication skills, vocabulary, and beginning observation skills plus cooperation and movement!



3. Dinosaur Treasure Hunt

This is a bit more of a structured treasure hunt and involves printing (or drawing) specified clues provided as part of the pack and then the children watch videos riddles from Ranger Ron, each riddle directs them to search for a corresponding clue.

There is a dinosaur bones puzzle too which you can put a piece of the puzzle at each clue point, so that the kids collect a piece of the puzzle at each clue point and then the final video Ranger Ron instructs them in completing their puzzle.


There are also bonus dinosaur activities where Ranger Ron teaches Dino hunting skills and his Dino rap.

An interactive activity that is ready made and can take up to 45 minutes and can be done indoors or outdoors for 1 or more children. Find out more here.... This activity is brilliant for following instructions, listening skills, matching, problem solving and encouraging imaginative play.



4. Dino craft stick puppets

These stick dinosaur puppets are simple to make and promote imaginative play for your kids. Once made, you can combine them with your favourite dinosaur books and then create stories together, and role play characters, with these fun dinosaur stick puppets.



HOW TO MAKE YOUR CRAFT STICK DINOSAUR PUPPETS

- 1/ Cut out dinosaur images or characters from magazines or posters and stick to paper or card to make them a bit more heavy weight (you can even laminate them if you can)
- 2/ Get a craft stick or lolly stick and attach your dinosaur cut out to the end of the stick using tape or glue.
- 3/ You can make as many different ones as you like. And you can even create a simple puppet theatre by draping a sheet over a table or two chairs placed side by side.

HOW TO PLAY WITH YOUR DINOSAUR PUPPETS

Role play every day activities such as walking through the park or visiting a friend. Give your characters different voices. This helps young kids recognize sounds, distinguish characters, and use imagination. Start a conversation with your pre-schooler about the characters. Where is he going? What is his friend's name? What game will they play? Imaginative play like this provides an opportunity for young kids to practice language and social skills. Puppets are a great way to jumpstart the play, encouraging creativity and role playing as the characters interact. Dinosaur stick puppets are simple to make and fun to add to pretend play..

5. Make a Dinosaur Dig

HOW DO YOU MAKE A DINOSAUR DIG?

This is a brilliant sensory activity and is very simple to set up.

All you need is kinetic sand and plastic dinosaur skeletons. Bury the dinosaur bones, then invite your preschooler to uncover them using only the bristles and handle of a paintbrush or toothbrush.

After the bones have been excavated, you can work with your young scientist to identify the dinosaur.

Kids can also experiment with creating impression fossils with the toy dinosaur bones. For a more advanced fine motor workout, give your child a pair of tongs for removing the dinosaur bones from the sand.

Here are some other ideas for play with them once you have found the bones:

- Count the dinosaur bones.
- Sort the bones by size, shape, or colour
- Re-bury them and hunt again!



6. Make a Dino tooth out of air drying clay

You can buy air drying clay from most craft stores or online.

Get a lump of clay and some blunt utensils and your child can make a dino tooth.

If you make a hole in it before you leave it to dry then you can thread some string through and they can wear it as a necklace!

They can also make other Dino shapes, bones or a dino foot print!.

7. Make and play Dino tracks

Cut out large dinosaur shaped footprints.

Hide Dinosaur toys around the house / garden.

Place the footprints down with tape as tracks which lead to the toys.

For older kids the tracks can lead to clues which then have to be solved to reveal the toys.



8. Make Dinosaur Ice eggs



Put inside a balloon a dinosaur toy and then fill with water (using water balloons is easier for this but can be done with normal balloons).

Tie your balloon up and put in the freezer.

Once it has frozen, cut off the balloon and you will have a frozen egg.

Your child can then chip away at the ice egg to reveal the dinosaur!

9. Dinosaur Stomp

Let your child stomp around with homemade dinosaur feet!

How To Make Your Dinosaur Stomp

Take a piece of cardboard and draw a dinosaur footprint on it.

Make sure your dinosaur footprint is way bigger than your child's foot.
(The cereal box was a good size for a 5 and 3 year old.)

Cut it out 2 footprints and paint them green.

Poke holes a couple of inches in from the edge of the dino footprint.

Take two pieces of string and tie one through each hole.

Have your child stand on the dino footprint and tie it on.


Now let your child stomp around the house!

These dinosaur feet are great for dramatic play.

You can set up a block city and destroy it.

This activity encourages kids to be aware of their feet and how they are walking.

Playing the part of the dinosaur encourages creative thinking and problem-solving.



10. Dinosaur fossil art picture

Drawn the outline of the dinosaur and cut it out.

Use cotton buds and drizzle glue on them and stick them on where they think the bones are.


They could copy a picture. Or they could free style.

You could either do this as an exercise in accuracy or it could be a free-play art exercise and your child can be free to place them where they want to.

With older children you could make it more precise and with younger children I would say be a bit more flexible.

This activity also encourages logical thinking.
Where would the bones go?
How do they fit into the body?

Creative thinking is a skill that grows with use.



11. Make a Dinosaur garden

This is super easy and can last a whole afternoon including the free play!

All you need is an old plant pot, some soil, stones and bits of old plants and garden bits and the dinosaur toys. You can create a land for the dinosaurs in the plant pot.

We also did it with a big crate and with an old flower bed!

You can use whatever space you like and get as creative as you like! It's easy, low cost, low maintenance and encourages imaginative and outdoor play.

Winning dinosaur fun all round!

We hope you enjoyed these 11 simple, Dinosaur themed activities for kids.....

Don't forget you can join ranger Ron's Dino Club for kids for 6 weeks of educational, engaging and interactive Dino fun; including LIVE events, activity sessions online and treasure hunts in your home!



I hope you've enjoyed these ideas. Please do let us know which ones your kids like the best!

Please do follow us on social media for more fun ideas to entertain and play with your kids. We also have downloadable treasure hunts and other fun digital products that you can explore with your child. And we'd love to see you on one of our LIVE online events soon!

Happy playing!
Helen

WHILE WE TRY TO TEACH OUR CHILDREN
ALL ABOUT LIFE, OUR CHILDREN
ARE BUSY TEACHING US WHAT LIFE
IS ALL ABOUT
-WWW.WONDERADVENTURES.CO.UK



About Helen

I am director of fun at Wonder Adventures which create fun kids, interactive treasure hunts and online events and fun content for kids under 10!!

I have 20 years experience working in the creative industry including working in kids TV production, creating educational video resources, running a successful production company as well kids live events. Myself and my husband Brett created and have run a popular Christmas live event for children in multiple locations since 2016. This has also been developed into a digital, interactive Christmas product for kids.

Since Covid 19 struck in March 2020, we have taken Wonder Adventures fully online and now offer LIVE treasure hunt events which kids can do at home, which are proving to be very popular. We have a range of downloadable treasure hunts and other themed, digital products which all encourage creative and imaginative play and interaction between kids and parents. themes include dinosaurs, wizards, Christmas elf and space and superheroes

We have a sister production company, Capture 1, which enables us to produce digital content which is of the highest quality and we have our own studio set up to enable professional production standards in everything we do.

I am passionate about encouraging imaginative play in kids, as well as helping kids to develop confidence, problem solving and learning through play. These values are at the core of the all fun content we produce.

I have written 3 children's books and I love to write as well as direct actors. I run the business with my husband Brett and our 3 kids - chief fun testers George, Daisy and Charlie. I love riding rollercoasters, travelling and spending time with my kids and wider family!

I hope to connect with you soon, Fun regards,

Helen



If you've enjoyed these activities then we have loads more fun activities treasure hunts to download and LIVE online events that your kids can take part in! From Dinosaurs, wizards, astronauts, super hero's and Christmas Elves...there's something for every imagination! Check out our website at <http://www.wonderadventures.co.uk> or follow us on social for updates and offers

